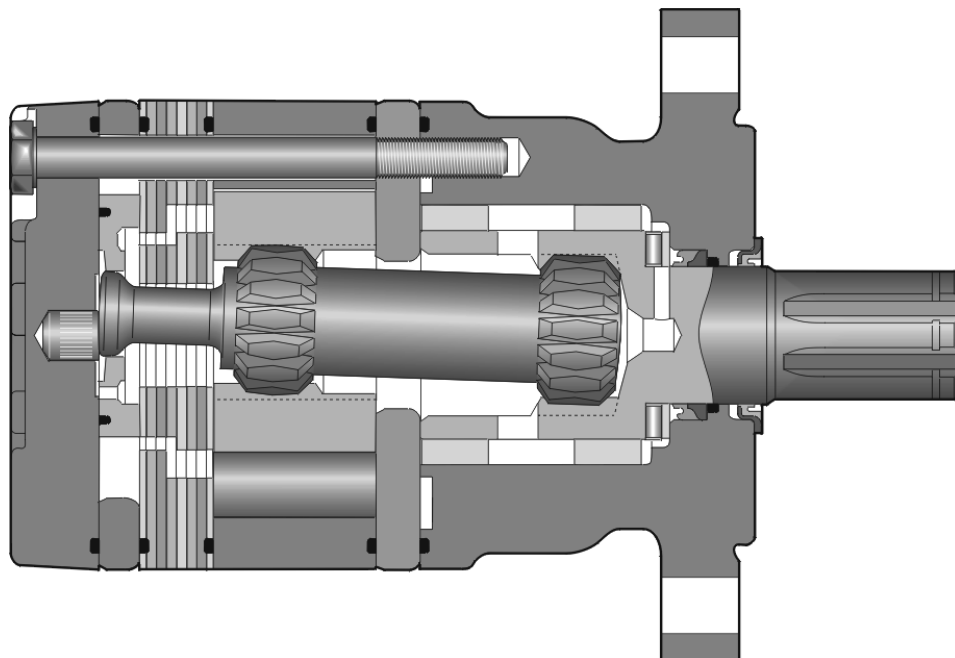

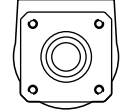





















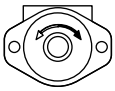

















15 Displacements 15 Schluckvolumen 15 Cylindrée 15 Desplazamientos	(2.2 - 24.0 in ³ /rev) 36 . . . 390 cm ³ /rev	
Maximum Pressure Max. Druckgefalle Chaute de pression max. Presion Maxima	Cont (1250 psid) . . .86 bar	Int (1750 psid) . . .121 bar
Maximum Oil Flow Schluckstrom Débit d'huile Caudal Maximo de Aceite	(15 gpm) . . . 57 lpm	
Maximum Speed Drehzahl Vitesse de rotation Velocidad Maxima	(902 rpm) 902 rpm	
Maximum Torque Max Drehmoment Couple Maxi Torque Maximo	Cont (1905 lb in) 215.2 Nm	Int (2709 lb in) 306.1 Nm
Maximum Side Load Seitenlast Charges latérales Carga Maxima Lateral	(788 lb) . . . 3505 N	

Big Performance In A Small Package

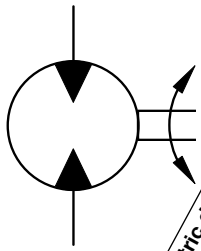
High Performance and long life in a reduced space envelope describe Parker's TC Series motors. High volume fluid flow continually washes across splines and seals to extend their life. Roller vanes and sealed commutation assure high volumetric efficiency and smooth low speed operation.



TC	XXXX	X	X	XX	0	XXXX																																																																																		
Series	Displacement Schluckvolumen Cylindrée Desplazamiento	Mounting Gehäuse Carter Montaje	Ports Anschluß Plan de raccordement Lumbreras	Shaft Welle Arbre Eje	Rotation Drehrichtung Direction de rotation Rotacion	Options Opciones																																																																																		
<table border="1" style="width: 100%; border-collapse: collapse;"> <thead> <tr> <th>Code</th> <th>cm³/rev cm³/tr cm³/giro</th> <th>in³/rev</th> </tr> </thead> <tbody> <tr><td>0036</td><td>36</td><td>2.2</td></tr> <tr><td>0045</td><td>41</td><td>2.5</td></tr> <tr><td>0050</td><td>49</td><td>3.0</td></tr> <tr><td>0065</td><td>65</td><td>4.0</td></tr> <tr><td>0080</td><td>82</td><td>5.0</td></tr> <tr><td>0100</td><td>98</td><td>6.0</td></tr> <tr><td>0130</td><td>130</td><td>8.0</td></tr> <tr><td>0165</td><td>163</td><td>10.0</td></tr> <tr><td>0195</td><td>195</td><td>11.9</td></tr> <tr><td>0230</td><td>228</td><td>13.9</td></tr> <tr><td>0260</td><td>260</td><td>15.9</td></tr> <tr><td>0295</td><td>293</td><td>17.9</td></tr> <tr><td>0330</td><td>328</td><td>20.0</td></tr> <tr><td>0365</td><td>370</td><td>22.6</td></tr> <tr><td>0390</td><td>392</td><td>24.0</td></tr> </tbody> </table>	Code	cm ³ /rev cm ³ /tr cm ³ /giro	in ³ /rev	0036	36	2.2	0045	41	2.5	0050	49	3.0	0065	65	4.0	0080	82	5.0	0100	98	6.0	0130	130	8.0	0165	163	10.0	0195	195	11.9	0230	228	13.9	0260	260	15.9	0295	293	17.9	0330	328	20.0	0365	370	22.6	0390	392	24.0		<table border="1" style="width: 100%; border-collapse: collapse;"> <thead> <tr> <th>Code</th> <th>Mounting</th> </tr> </thead> <tbody> <tr> <td>A</td> <td>SAE "A" 2 Bolt, </td> </tr> <tr> <td>F</td> <td>4 Bolt w/3/8-16 Thd </td> </tr> </tbody> </table>	Code	Mounting	A	SAE "A" 2 Bolt, 	F	4 Bolt w/3/8-16 Thd 	<table border="1" style="width: 100%; border-collapse: collapse;"> <thead> <tr> <th>Code</th> <th>Ports</th> </tr> </thead> <tbody> <tr> <td>M</td> <td>5/16-18 UNC Manifold </td> </tr> <tr> <td>P</td> <td>1/2-14 NPTF </td> </tr> <tr> <td>S</td> <td>7/8-14 SAE </td> </tr> </tbody> </table>	Code	Ports	M	5/16-18 UNC Manifold 	P	1/2-14 NPTF 	S	7/8-14 SAE 	<table border="1" style="width: 100%; border-collapse: collapse;"> <thead> <tr> <th>Code</th> <th>Shaft</th> </tr> </thead> <tbody> <tr> <td>09</td> <td>1" Straight w/0.38" Crosshole </td> </tr> <tr> <td>10</td> <td>1" Keyed </td> </tr> <tr> <td>11</td> <td>1" 6B Spline </td> </tr> <tr> <td>13</td> <td>Long 1" Keyed </td> </tr> <tr> <td>21</td> <td>1" Keyed; Corrosion Resistant </td> </tr> <tr> <td>26</td> <td>25mm Keyed w/ 8mm Key </td> </tr> </tbody> </table>	Code	Shaft	09	1" Straight w/0.38" Crosshole 	10	1" Keyed 	11	1" 6B Spline 	13	Long 1" Keyed 	21	1" Keyed; Corrosion Resistant 	26	25mm Keyed w/ 8mm Key 	<table border="1" style="width: 100%; border-collapse: collapse;"> <thead> <tr> <th>Code</th> <th>Rotation</th> </tr> </thead> <tbody> <tr> <td>0</td> <td>Standard </td> </tr> <tr> <td>1</td> <td>Reverse Timed Manifold </td> </tr> </tbody> </table>	Code	Rotation	0	Standard 	1	Reverse Timed Manifold 	
Code	cm ³ /rev cm ³ /tr cm ³ /giro	in ³ /rev																																																																																						
0036	36	2.2																																																																																						
0045	41	2.5																																																																																						
0050	49	3.0																																																																																						
0065	65	4.0																																																																																						
0080	82	5.0																																																																																						
0100	98	6.0																																																																																						
0130	130	8.0																																																																																						
0165	163	10.0																																																																																						
0195	195	11.9																																																																																						
0230	228	13.9																																																																																						
0260	260	15.9																																																																																						
0295	293	17.9																																																																																						
0330	328	20.0																																																																																						
0365	370	22.6																																																																																						
0390	392	24.0																																																																																						
Code	Mounting																																																																																							
A	SAE "A" 2 Bolt, 																																																																																							
F	4 Bolt w/3/8-16 Thd 																																																																																							
Code	Ports																																																																																							
M	5/16-18 UNC Manifold 																																																																																							
P	1/2-14 NPTF 																																																																																							
S	7/8-14 SAE 																																																																																							
Code	Shaft																																																																																							
09	1" Straight w/0.38" Crosshole 																																																																																							
10	1" Keyed 																																																																																							
11	1" 6B Spline 																																																																																							
13	Long 1" Keyed 																																																																																							
21	1" Keyed; Corrosion Resistant 																																																																																							
26	25mm Keyed w/ 8mm Key 																																																																																							
Code	Rotation																																																																																							
0	Standard 																																																																																							
1	Reverse Timed Manifold 																																																																																							
					<table border="1" style="width: 100%; border-collapse: collapse;"> <thead> <tr> <th>Code</th> <th>Options</th> </tr> </thead> <tbody> <tr><td>AAAA</td><td>Black Paint</td></tr> <tr><td>AAAB</td><td>No Paint</td></tr> <tr><td>AAAC</td><td>Double Paint</td></tr> <tr><td>AAAG</td><td>Fluorocarbon Seals, Black Paint</td></tr> <tr><td>AAAH</td><td>Fluorocarbon Seals, No Paint</td></tr> <tr><td>AAAJ</td><td>High Temperature Commutator Seal, Black Paint</td></tr> <tr><td>AAFG</td><td>High Temperature Commutator Seal, No Paint</td></tr> <tr><td>AABJ*</td><td>Free Running Rotorset, Black Paint</td></tr> <tr><td>AABK*</td><td>Free Running Rotorset, No Paint</td></tr> </tbody> </table>	Code	Options	AAAA	Black Paint	AAAB	No Paint	AAAC	Double Paint	AAAG	Fluorocarbon Seals, Black Paint	AAAH	Fluorocarbon Seals, No Paint	AAAJ	High Temperature Commutator Seal, Black Paint	AAFG	High Temperature Commutator Seal, No Paint	AABJ*	Free Running Rotorset, Black Paint	AABK*	Free Running Rotorset, No Paint																																																															
Code	Options																																																																																							
AAAA	Black Paint																																																																																							
AAAB	No Paint																																																																																							
AAAC	Double Paint																																																																																							
AAAG	Fluorocarbon Seals, Black Paint																																																																																							
AAAH	Fluorocarbon Seals, No Paint																																																																																							
AAAJ	High Temperature Commutator Seal, Black Paint																																																																																							
AAFG	High Temperature Commutator Seal, No Paint																																																																																							
AABJ*	Free Running Rotorset, Black Paint																																																																																							
AABK*	Free Running Rotorset, No Paint																																																																																							

TC Series are not available rear ported.
For other available options, see pages 102-103.

*Not applicable to TC0365 or TC0390 displacements



Geometric displacement
Geom. Schluckvolumen
Desplazamientos
Max. speed @ Max. intermittent flow
Max. Drehzahl Intermitterender Betrieb:
Velocidad maxima a caudal intermitente maximo
Max. oil flow
Max. Schluckstrom
Caudal Maximo de Aceite
Max. Differential Pressure
Max. Druckgefälle
Chute de pression maxi
Presion diferencial maxima
Max. supply pressure
Max. Eingangsdruck
Presion maxi entrada
Max. torque
Max. Drehmoment
Couple maxi
Torque Maximo
Max. performance
Max. Leistungabgabe
Maximo rendimiento
Min. starting torque
Min. Anlaufmoment
Couple min. fourni au démarrage
Torque minimo de arranque

Motor Series TC	cm ³ /rev in ³ /rev	rev/min	cont / int* l/min g/min		cont / int* bar psid		max bar psig	cont / int* Nm lb-in		max KW HP	cont / int* Nm lb-in	
TC 0036	36 2.2	902	34 9	34 9	86 1250	121 1750	134 1950	31 272	44 393	4.2 5.6	16 138	27 236
TC 0045	41 2.5	794	34 9	34 9	86 1250	121 1750	134 1950	40 351	56 496	4.5 6.1	20 174	33 295
TC 0050	49 3.0	688	34 9	34 9	86 1250	121 1750	134 1950	48 423	67 589	4.7 6.3	27 235	39 349
TC 0065	65 4.0	517	34 9	34 9	86 1250	121 1750	134 1950	66 582	92 810	4.8 6.5	41 361	67 590
TC 0080	82 5.0	413	34 9	34 9	86 1250	121 1750	134 1950	96 753	119 1050	4.9 6.6	61 539	86 758
TC 0100	98 6.0	460	45 12	45 12	86 1250	121 1750	134 1950	100 888	140 1240	6.1 8.2	78 691	106 934
TC 0130	130 8.0	429	45 12	57 15	86 1250	121 1750	134 1950	138 1218	192 1697	7.5 10.1	111 986	169 1492
TC 0165	163 10.0	346	45 12	57 15	86 1250	121 1750	134 1950	173 1529	238 2110	7.5 10.0	139 1232	209 1846
TC 0195	195 11.9	287	45 12	57 15	86 1250	121 1750	134 1950	205 1815	286 2532	7.3 9.8	195 1724	264 2332
TC 0230	228 13.9	246	45 12	57 15	76 1100	107 1550	134 1950	215 1905	298 2637	6.3 8.4	195 1722	261 2310
TC 0260	260 15.9	217	45 12	57 15	66 950	97 1400	134 1950	211 1870	306 2709	5.4 7.3	183 1618	265 2344
TC 0295	293 17.9	193	45 12	57 15	59 850	86 1250	134 1950	208 1843	300 2657	4.7 6.3	189 1675	269 2379
TC 0330	328 20.0	173	45 12	57 15	52 750	76 1100	134 1950	206 1819	296 2621	4.0 5.3	187 1655	262 2318
TC 0365	370 22.6	152	45 12	57 15	45 650	66 950	134 1950	206 1825	296 2622	3.4 4.6	186 1648	276 2443
TC 0390	392 24.0	144	45 12	57 15	45 650	66 950	134 1950	207 1832	296 2622	3.2 4.3	192 1698	286 2527

Performance data based on testing using 10W40 oil with a viscosity of 43,1 cSt. (200 SUS) at 54° C (130° F). Performance data is typical. Actual data may vary slightly from one production motor to another.

Les données sur les performances sont basées sur des tests utilisant de l'huile 10W40 d'une viscosité de 200 SUS à 54°C (130°F). Ces données correspondent à des situations typiques. Les données réelles peuvent varier légèrement d'un moteur de production à l'autre.

Leistungsdaten sind gemessen mit SAE 10W40 bei einer Viskosität von 43,1 Cst bei 54°C. Geringfügige Abweichungen von den Katalogdaten sind möglich.

Datos tecnicos obtenidos con aceite 10W40 de 200 SUS de viscosidad a 54°C (130°F). Los datos proporcionados son valores tipicos. Los valores exactos reales podrian tener una pequena variacion entre distintos motores.

* Intermittent operation rating applies to 10% of every minute.

Intermittierende Werte maximal 10% von jeder Betriebsminute.

Fonctionnement interm. 10% max. de chaque minute d'utilisation.

Capacidad de funcionamiento intermitente valida para 10% por cada minuto.